










## FULL BODY CAMERAS


NEW MODEL	NEW IMAGE	TECHWIN	ELECTRONICS	NEW FEATURES	
SCB2000P		SDC-435P	SCC-B2331	1/3" Low Light W-V Full Body - 600TVL SSDR (Samsung Super Dynamic Range) Day/Night (0.0001 Lux inc sens-up) HLC Highlight Compensation	DIS (Digital Image Stabilization) Coaxial control Dual voltage : 12V DC / 24V AC
SCB2001P		-	SCC-B2333	1/3" Low Light XDR Full Body - 600TVL XDR (eXtended Dynamic Range) Day/Night (0.0008 Lux inc sens-up) True Day & Night (ICR)	Privacy masking with 12 programmable zones Coaxial & RS-485 control Dual voltage : 12V DC / 24V AC
SCB3000P		SHC-735P	SCC-B2335	1/3" WDR Full Body - 600TVL 160x WDR (Wide Dynamic Range) Day/Night 0.0002 Lux inc sens-up) SSDR (Samsung Super Dynamic Range)	HLC Highlight Compensation Coaxial & RS-485 control VPS (Virtual Progressive Scan) Dual voltage : 12V DC / 24V AC
SCB3001P		-	-	1/3" WDR Full Body - 650TVL 160x WDR (Wide Dynamic Range) Day/Night 0.0002 Lux inc sens-up) SSDR (Samsung Super Dynamic Range)	HLC Highlight Compensation Coaxial & RS-485 control VPS (Virtual Progressive Scan) Dual voltage : 12V DC / 24V AC
SCB4000P		-	-	1/2" Low Light XDR Full Body – 600TVL XDR (eXtended Dynamic Range) Day/Night (0.00002 Lux inc sens-up) True Day & Night (ICR)	Privacy masking with 12 programmable zones Coaxial & RS-485 control Dual voltage : 12V DC / 24V AC

## ZOOM CAMERAS





NEW MODEL	NEW IMAGE	TECHWIN	ELECTRONICS	NEW FEATURES	
SCO2080P		-	SCC-B9221	1/3" Varifocal Camera – 600TVL 3.6X (2.8 – 10mm) Varifocal AI lens SSDR (Samsung Super Dynamic Range) Day/Night (0.0001 Lux inc sens-up) True Day & Night (ICR)	DIS (Digital Image Stabilization) HLC Highlight Compensation Coaxial & RS-485 control Dual voltage : 12V DC / 24V AC IP66 Protection against water/dust
SCO2370P		-	-	1/4" Zoom Camera – 600TVL 37X (3.5 – 129.5mm) Zoom AI lens SSDR (Samsung Super Dynamic Range) Day/Night (0.0001 Lux inc sens-up) True Day & Night (ICR)	DIS (Digital Image Stabilization) HLC Highlight Compensation Coaxial & RS-485 control Dual voltage : 12V DC / 24V AC IP66 Protection against water/dust
SCZ2370P		SDZ-370P		1/4" Zoom Camera – 600TVL 37X (3.5 – 129.5mm) Zoom AI lens SSDR (Samsung Super Dynamic Range) Day/Night (0.0004 Lux inc sens-up) True Day & Night (ICR)	DIS (Digital Image Stabilization) HLC Highlight Compensation Coaxial & RS-485 control Dual voltage : 12V DC / 24V AC
SCZ3250P			SCC-C4205 SCC-C4305	1/4" Zoom Camera – 600TVL 25X (3.6 – 91.0mm) Zoom AI lens Day/Night (0.001 Lux inc sens-up) True Day & Night (ICR)	High shutter speed control by external trigger Coaxial & RS-485 control Dual voltage : 12V DC / 24V AC

ZOOM CAMERAS continued next page...





## ZOOM CAMERAS

NEW MODEL	NEW IMAGE	TECHWIN	ELECTRONICS	NEW FEATURES	
SCZ3430P			SCC-C4235 SCC-C4335	1/4" Zoom Camera – 600TVL 43X (3.2 – 138.5mm) Zoom AI lens Day/Night (0.001 Lux inc sens-up) True Day & Night (ICR)	High shutter speed control by external trigger Coaxial & RS-485 control Dual voltage : 12V DC / 24V AC




## INTERNAL DOMES

NEW MODEL	NEW IMAGE	TECHWIN	ELECTRONICS	NEW FEATURES	
SCD2010P SCD2030P		SID-53P SID-56P	SCC-B5223 -	1/3" Fixed Mini Dome - 600TVL 3 or 6mm Lens (SCD2010/ SCD2030) SSNR III, Upgraded 2D/3D noise reduction 0.04 Lux sensitivity	Coaxial control Voltage : 12V DC
SCD2020P SCD2040P		SID-47P SID-48P SID-49P	SCC-B5331 SCC-B5335 -	1/3" Fixed Mini Dome - 600TVL 3.7 or 8mm Lens (SCD2020/ SCD2040) 3-Axis mechanical design SSNR III, Upgraded 2D/3D noise reduction Day/Night (0.0003 Lux inc sens-up)	Coaxial control Dual voltage : 12V DC / 24V AC
SCD2080P		SID-462P	SCC-B5368	1/3" Varifocal Dome - 600TVL 3.6X (2.8 – 10mm) Varifocal AI lens SSDR (Samsung Super Dynamic Range) Day/Night (0.0003 Lux inc sens-up) True Day & Night (ICR)	Privacy masking with 12 programmable zones DIS (Digital Image Stabilization) HLC Highlight Compensation Coaxial & RS-485 control Dual voltage : 12V DC / 24V AC
SCD3080P		SID-562P	SCC-B5369	1/3" WDR Varifocal Dome - 600TVL 3.6X (2.8 – 10mm) Varifocal AI lens 128x WDR (Wide Dynamic Range) SSDR (Samsung Super Dynamic Range) Day/Night (0.0003 Lux inc sens-up) True Day & Night (ICR)	Privacy masking with 12 programmable zones DIS (Digital Image Stabilization) HLC Highlight Compensation Coaxial & RS-485 control Dual voltage : 12V DC / 24V AC





## VANDAL DOMES

NEW MODEL	NEW IMAGE	TECHWIN	ELECTRONICS	NEW FEATURES		
SCV2080P		SVD-4400P	SCC-B5398	1/3" Varifocal Dome - 600TVL 3.6X (2.8 – 10mm) Varifocal AI lens SSDR (Samsung Super Dynamic Range) Day/Night (0.0003 Lux inc sens-up) True Day & Night (ICR) DIS (Digital Image Stabilization)	Privacy masking with 12 programmable zones HLC Highlight Compensation Coaxial & RS-485 control Dual voltage : 12V DC / 24V AC IP66 Protection against water/dust	
SCV2120P		SVD-4700P	SCC-931T	1/4" Zoom Vandal Dome – 600TVL 12X (3.9 – 46mm) Zoom AI lens SSDR (Samsung Super Dynamic Range) Day/Night (0.0004 Lux inc sens-up) True Day & Night (ICR) DIS (Digital Image Stabilization)	Privacy masking with 12 programmable zones HLC Highlight Compensation Coaxial & RS-485 control Dual voltage : 12V DC / 24V AC IP66 Protection against water/dust	
SCV3080P		SVD-4600P	SCC-B5399	1/3" WDR Varifocal Dome - 600TVL 3.6X (2.8 – 11mm) Varifocal AI lens 128x WDR (Wide Dynamic Range) SSDR (Samsung Super Dynamic Range) Day/Night (0.0006 Lux inc sens-up) True Day & Night (ICR)	Privacy masking with 12 programmable zones HLC Highlight Compensation Coaxial & RS-485 control Dual voltage : 12V DC / 24V AC IP66 Protection against water/dust	
SCV3120P		-	SCC-C9302	As per SCV2120P 1/4" Zoom Vandal Dome – 600TVL 12X (3.6 – 44.3mm) Zoom AI lens VPS (Virtual Progressive Scan)	Dual voltage : 12V DC / 24V AC IP66 Protection against water/dust	





## IR CAMERAS

NEW MODEL	NEW IMAGE	TECHWIN	ELECTRONICS	NEW FEATURES		
SCO2080RP		SIR-4160P	SCC-B9372	<p>1/3" Varifocal IR LED Camera – 600TVL            3.6X (2.8 – 10mm) Varifocal AI lens            SSDR (Samsung Super Dynamic Range)            Day/Night (0.0003 Lux inc sens-up)            True Day &amp; Night (ICR)            DIS (Digital Image Stabilization)            Black IR LEDs (approx. 20m range)</p>	<p>Privacy masking with 12 programmable zones            HLC Highlight Compensation            Coaxial &amp; RS-485 control            Dual voltage : 12V DC / 24V AC            IP66 Protection against water/dust</p>	
SCO2120RP		-	SCC-B9373	<p>1/3" Varifocal IR LED Camera – 600TVL            12X (3.9 – 46mm) Varifocal AI lens            SSDR (Samsung Super Dynamic Range)            Day/Night (0.0004 Lux inc sens-up)            True Day &amp; Night (ICR)            DIS (Digital Image Stabilization)            Black IR LEDs (approx. 30m range)</p>	<p>Privacy masking with 12 programmable zones            HLC Highlight Compensation            Coaxial &amp; RS-485 control            Dual voltage : 12V DC / 24V AC            IP66 Protection against water/dust</p>	
SCV2080RP		SIR-4260P	SCC-B9374	<p>1/3" Varifocal IR LED Camera – 600TVL            3.6X (2.8 – 10mm) Varifocal AI lens            SSDR (Samsung Super Dynamic Range)            Day/Night (0.0003 Lux inc sens-up)            True Day &amp; Night (ICR)            DIS (Digital Image Stabilization)            Black IR LEDs (approx. 20m range)</p>	<p>Privacy masking with 12 programmable zones            HLC Highlight Compensation            Coaxial &amp; RS-485 control            Dual voltage : 12V DC / 24V AC            IP66 Protection against water/dust</p>	

## PTZ SPEED DOMES





NEW MODEL	NEW IMAGE	TECHWIN	ELECTRONICS	NEW FEATURES		
SCP2120P		SPD-1000P	SCC-C6323	1/4" PTZ Speed Dome – 600TVL 12X (3.9 – 46mm) Zoom AI lens 128x WDR (Wide Dynamic Range) SDDR (Samsung Super Dynamic Range) Day/Night (0.0004 Lux inc sens-up) True Day & Night (ICR)	Privacy masking with 12 prog. zones HLC Highlight Compensation Coaxial & RS-485 control Flush or Surface mount Tracking – Motion Detection	
SCP3120P		-	-	1/4" WDR PTZ Speed Dome – 600TVL 12X (3.6 – 44.3mm) Zoom AI lens 128x WDR (Wide Dynamic Range) Ultra High speed (650° degree per second) Day/Night (0.001 Lux inc sens-up)	True Day & Night (ICR) Privacy masking with 12 prog. zones Coaxial & RS-485 control Flush or Surface mount Tracking – Motion Detection	
SCP3120VP		-	-	1/4" Vandal WDR PTZ Speed Dome – 600TVL 12X (3.6 – 44.3mm) Zoom AI lens 128x WDR (Wide Dynamic Range) Ultra High speed (650° degree per second) Day/Night (0.001 Lux inc sens-up)	True Day & Night (ICR) Privacy masking with 12 prog. zones Coaxial & RS-485 control Flush or Surface mount Tracking – Motion Detection	
SCP3120VHP		-	-	1/4" Vandal WDR PTZ Speed Dome with Integrated IP66 Housing – 600TVL 12X (3.6 – 44.3mm) Zoom AI lens 128x WDR (Wide Dynamic Range) Ultra High speed (650° degree per second)	Day/Night (0.001 Lux inc sens-up) True Day & Night (ICR) Privacy masking with 12 prog. zones Coaxial & RS-485 control Tracking – Motion Detection	

## PTZ SPEED DOMES





NEW MODEL	NEW IMAGE	TECHWIN	ELECTRONICS	NEW FEATURES	
SCP3250P		SPD-2700P 27X No WDR SPD-3350P 33X WDR	SCC-C6405 22X WDR	1/4" WDR PTZ Speed Dome – 600TVL 25X (3.6 – 91mm) Zoom AI lens 128x WDR (Wide Dynamic Range) Ultra High speed (600° degree per second) Day/Night (0.001 Lux inc sens-up)	True Day & Night (ICR) Privacy masking with 12 programmable zones Coaxial & RS-485 control
SCP3250HP		-	-	1/4" WDR PTZ Speed Dome with Integrated IP66 Housing – 600TVL 25X (3.6 – 91mm) Zoom AI lens 128x WDR (Wide Dynamic Range) Ultra High speed (650° degree per second)	Day/Night (0.001 Lux inc sens-up) True Day & Night (ICR) Privacy masking with 12 programmable zones Coaxial & RS-485 control
SCP3430P		SPD-3750P 37X WDR	SCC-C7478C 36X WDR	1/4" WDR PTZ Speed Dome – 600TVL 43X (3.2 – 138.5mm) Zoom AI lens 128x WDR (Wide Dynamic Range) Ultra High speed (600° degree per second) Day/Night (0.001 Lux inc sens-up)	True Day & Night (ICR) Privacy masking with 12 programmable zones Coaxial & RS-485 control
SCP3430HP		-	-	1/4" WDR PTZ Speed Dome with Integrated IP66 Housing – 600TVL 43X (3.2 – 138.5mm) Zoom AI lens 128x WDR (Wide Dynamic Range) Ultra High speed (600° degree per second) Day/Night (0.001 Lux inc sens-up)	True Day & Night (ICR) Privacy masking with 12 programmable zones Coaxial & RS-485 control








## 16CH DIGITAL VIDEO RECORDERS

NEW MODEL	NEW IMAGE	TECHWIN	ELECTRONICS	NEW FEATURES	
SRD1610D		-	SHR-6162 SHR-6164	16 channel H.264 DVR – 400ips 25ips Record Speed (D1) Up to 5 internal SATA HDD Up to 2x external HDD expansion bays	3x USB ports, 1x DVD Writer Network, VGA, Mouse 4x line in Audio inputs
SRD1630D		-	-	16 channel H.264 DVR – 400ips 50ips Record Speed (D1) Up to 5 internal SATA HDD Up to 2x external HDD expansion bays	3x USB ports, 1x DVD Writer Network, VGA, Mouse 4x line in Audio inputs
SRD1650D		SVR-1660	SHR-7162	16 channel H.264 DVR – 400ips 100ips Record Speed (D1) Up to 5 internal SATA HDD Up to 2x external HDD expansion bays	2x external SATA ports 3x USB ports, 1x DVD Writer Network, VGA, HDMI, Mouse 16x line in Audio inputs
SRD1670D		SVR-1680	SHR-8162	16 channel H.264 DVR – 400ips 400ips Record Speed (D1) Up to 5 internal SATA HDD Up to 2x external HDD expansion bays	2x external SATA ports 3x USB ports, 1x DVD Writer Network, VGA, HDMI, Mouse 16x line in Audio inputs

## 4CH and 8CH DIGITAL VIDEO RECORDERS

NEW MODEL	NEW IMAGE	TECHWIN	ELECTRONICS	NEW FEATURES	
SRD470D		-	SHR6042 75ips Record	4 channel H.264 DVR – 100ips 100ips Record Speed (D1) Up to 1 internal SATA HDD External USB HDD	2x USB ports, 1x DVD Writer Network, VGA, Mouse 4x line in Audio inputs
SRD830D		SVR-940 9 channel	SHR-6082	8 channel H.264 DVR – 200ips 250ips Record Speed (D1) Up to 5 internal SATA HDD Up to 2x external HDD expansion bays	3x USB ports, 1x DVD Writer Network, VGA, Mouse 4x line in Audio inputs
SRD850D		-	SHR-7082	8 channel H.264 DVR – 200ips 500ips Record Speed (D1) Up to 5 internal SATA HDD Up to 2x external HDD expansion bays	2x external SATA ports 3x USB ports, 1x DVD Writer Network, VGA, HDMI, Mouse 8x line in Audio inputs
SRD870D		SVR-960 9 channel	SHR-8082	8 channel H.264 DVR – 200ips 2000ips Record Speed (D1) Up to 5 internal SATA HDD Up to 2x external HDD expansion bays	2x external SATA ports 3x USB ports, 1x DVD Writer Network, VGA, HDMI, Mouse 8x line in Audio inputs

## TFT LCD MONITORS

NEW MODEL	NEW IMAGE	TECHWIN	ELECTRONICS	NEW FEATURES	
SMT1722		STM-17LM	SMT-1722	17" TFT-LCD Monitor – 620TVL composite 1280x1024 res, 250cd/m2 brightness 5ms response time, 1000:1 contrast ratio 2x Video In, 2x Video Out	1x S-Video in, 1x S-Video out 1x RGB in, 2x Audio In (stereo) Durable tempered glass screen
SMT1912		-	-	19" TFT-LCD Monitor 1280x1024 res, 250cd/m2 brightness 5ms response time, 1000:1 contrast ratio 1x RGB in	Durable tempered glass screen
SMT1922		STM-19LM	SMT-1922	19" TFT-LCD Monitor – 620TVL composite 1280x1024 res, 250cd/m2 brightness 5ms response time, 1000:1 contrast ratio 2x Video in, 2x Video out	1x S-Video in, 1x S-Video out 1x RGB in, 2x Audio in (stereo) Durable tempered glass screen
SMT3222		STM-32L	SMT-3222	32" TFT-LCD Monitor – 600TVL composite 1366 x 768 res, 450cd/m2 brightness 8ms response time, 4000:1 contrast ratio	1x Video In, 1x RGB in 1x DVI, 1x HDMI 2x Audio in (stereo)
SMT4022		STM-42L	SMT-4022	40" TFT-LCD Monitor – 600TVL composite 1920 x 1080 res, 450cd/m2 brightness 8ms response time, 4000:1 contrast ratio	1x Video In, 1x RGB in 1x DVI, 1x HDMI 2x Audio in (stereo)